

20.06.2020

To

The Environment Officer

Bangalore City West Office

Karnataka State Pollution Control Board

2nd Floor, Nisarga Bhavan,

Thimmaiah Road, Shivanagar,

Rajajinagar, Bangalore-560010


Respected Sir/Madam,

Sub:-Submission of Biomedical Waste Annual Returns for the year 2019

We are enclosing here with the details of Biomedical Waste Annual Returns (Form IV) for the year 2019. Kindly consider the same and do the needful.

Thanking You

For International Hospitals Limited



Authorized Signatory



Form – IV
(See rule13)
ANNUAL REPORT

[To be submitted to the prescribed authority on or before 30th June every year for the period from January to December of the preceding year, by the occupier of health care facility (HCF) or common bio-medical waste treatment facility (CBWTF)]

| Sl. No | Particulars | | |
|--------|------------------------------------------------------------------------------------------|---|----------------------------------------------------------------------------------------------------------------------------|
| 1. | Particulars of the Occupier | : | |
| | (i) Name of the authorised person (occupier or : operator of facility) | : | Dr.THEJASWINI PARTHASARATHY |
| | (ii) Name of HCF or CBMWTF | : | INTERNATIONAL HOSPITAL LTD |
| | (iii) Address for Correspondence | : | INTERNATIONAL HOSPITAL LTD, #111/112, WEST OF CHORD ROAD, OPP. RAJAJINAGAR, 1st BLOCK JUNCTION, BANGALORE-560 086 |
| | (iv) Address of Facility | : | INTERNATIONAL HOSPITAL LTD, #111/112, WEST OF CHORD ROAD, OPP. RAJAJINAGAR, 1st BLOCK JUNCTION, BANGALORE-560 086 |
| | (v) Tel. No, Fax. No | : | 08023004109 |
| | (vi) E-mail ID | : | rnr@fortishealthcare.com |
| | (vii) URL of Website | : | www.fortishealthcare.com |
| | (viii) GPS coordinates of HCF or CBMWTF | : | |
| | (ix) Ownership of HCF or CBMWTF | : | PRIVATE |
| | (x). Status of Authorisation under the Bio-Medical Waste (Management and Handling) Rules | : | KSPCB/RSEO/BNG-CITY/ BMw/ Reg. No. 115175/2016-17/349 (10.01.2017- 30.09 2020) |
| | (xi). Status of Consents under Water Act and Air Act | : | Valid up to: 30.09.2020 |
| 2. | Type of Health Care Facility | : | MULTISPECIALITY |


| | | | |
|----|--------------------------------------------------------------------------------------------------------------------------------------------------|---|--------------------------------------------------------------------------------------------------------------------------------------------------------------|
| | (i) Bedded Hospital | : | No. of Beds:50 |
| | (ii) Non-bedded hospital Laborator (Clinic or Blood Bank or Clinical y or Research Institute or Veterinary Hospital or any other) | : | NA |
| | (iii) License number and its date of expiry | : | NA |
| 3. | Details of CBMWT F | : | MEDICARE ENVIRONMENTAL MANAGEMENT PRIVATE LIMITED, KALYAN NAGAR, BANGALORE-560043 |
| | (i) Number healthcare facilities covered by CBMWTF | : | NA |
| | (ii) No of beds covered by CBMWTF | : | NA |
| | (iii) Installed treatment and disposal capacity of CBMWTF: | : | NA |
| | (iv) Quantity of biomedical waste treated or disposed by CBMWTF | : | NA |
| 4. | Quantity of waste generated or disposed in Kg per annum (on monthly average basis) | : | Yellow Category:295.85 kg Avg per month Red Category :308.16 kg Avg per month White: 26.87 Kg Avg per month Blue Category :86.5 Kg Avg per month |
| 5 | Details of the Storage; treatment, transportation, processing and Disposal Facility | | |
| | (i) Details of the on-site storage facility | : | Size : Capacity : Provision of on-site storage : (cold storage or any other provision) |

| disposal facilities | | <table border="1"> <thead> <tr> <th>Type of treatment equipment</th> <th>No of units</th> <th>Capacity Kg/day</th> <th>Quantity treated or disposed in kg per annum</th> </tr> </thead> <tbody> <tr> <td>Incinerators</td> <td></td> <td></td> <td></td> </tr> <tr> <td>Plasma Pyrolysis</td> <td></td> <td></td> <td></td> </tr> <tr> <td>Autoclaves</td> <td></td> <td></td> <td></td> </tr> <tr> <td>Microwave</td> <td></td> <td></td> <td></td> </tr> <tr> <td>Hydroclave</td> <td></td> <td></td> <td></td> </tr> <tr> <td>Shredder</td> <td></td> <td></td> <td></td> </tr> <tr> <td>Needle tip cutter or destroyer</td> <td></td> <td></td> <td>-</td> </tr> <tr> <td>Sharps encapsulation or concrete pit</td> <td></td> <td></td> <td>-</td> </tr> <tr> <td>Deep burial pits:</td> <td></td> <td></td> <td></td> </tr> <tr> <td>Chemical disinfection:</td> <td></td> <td></td> <td>-</td> </tr> <tr> <td>Any other treatment equipment:</td> <td></td> <td></td> <td></td> </tr> </tbody> </table> | Type of treatment equipment | No of units | Capacity Kg/day | Quantity treated or disposed in kg per annum | Incinerators | | | | Plasma Pyrolysis | | | | Autoclaves | | | | Microwave | | | | Hydroclave | | | | Shredder | | | | Needle tip cutter or destroyer | | | - | Sharps encapsulation or concrete pit | | | - | Deep burial pits: | | | | Chemical disinfection: | | | - | Any other treatment equipment: | | | |
|-------------------------------------------------------------------------------------------------------------------------------|--------------------|---------------------------------------------------------------------------------------------------------------------------------------------------------------------------------------------------------------------------------------------------------------------------------------------------------------------------------------------------------------------------------------------------------------------------------------------------------------------------------------------------------------------------------------------------------------------------------------------------------------------------------------------------------------------------------------------------------------------------------------------------------------------------------------------------------------------------------------------------------------------------------------------------------------------------------------------------------------------------------------------------------------|----------------------------------------------|--------------------|-----------------|----------------------------------------------|--------------|--|------------|--|------------------|--|--|--|------------|--|--|--|-----------|--|--|--|------------|--|--|--|----------|--|--|--|--------------------------------|--|--|---|--------------------------------------|--|--|---|-------------------|--|--|--|------------------------|--|--|---|--------------------------------|--|--|--|
| Type of treatment equipment | No of units | Capacity Kg/day | Quantity treated or disposed in kg per annum | | | | | | | | | | | | | | | | | | | | | | | | | | | | | | | | | | | | | | | | | | | | | | | |
| Incinerators | | | | | | | | | | | | | | | | | | | | | | | | | | | | | | | | | | | | | | | | | | | | | | | | | | |
| Plasma Pyrolysis | | | | | | | | | | | | | | | | | | | | | | | | | | | | | | | | | | | | | | | | | | | | | | | | | | |
| Autoclaves | | | | | | | | | | | | | | | | | | | | | | | | | | | | | | | | | | | | | | | | | | | | | | | | | | |
| Microwave | | | | | | | | | | | | | | | | | | | | | | | | | | | | | | | | | | | | | | | | | | | | | | | | | | |
| Hydroclave | | | | | | | | | | | | | | | | | | | | | | | | | | | | | | | | | | | | | | | | | | | | | | | | | | |
| Shredder | | | | | | | | | | | | | | | | | | | | | | | | | | | | | | | | | | | | | | | | | | | | | | | | | | |
| Needle tip cutter or destroyer | | | - | | | | | | | | | | | | | | | | | | | | | | | | | | | | | | | | | | | | | | | | | | | | | | | |
| Sharps encapsulation or concrete pit | | | - | | | | | | | | | | | | | | | | | | | | | | | | | | | | | | | | | | | | | | | | | | | | | | | |
| Deep burial pits: | | | | | | | | | | | | | | | | | | | | | | | | | | | | | | | | | | | | | | | | | | | | | | | | | | |
| Chemical disinfection: | | | - | | | | | | | | | | | | | | | | | | | | | | | | | | | | | | | | | | | | | | | | | | | | | | | |
| Any other treatment equipment: | | | | | | | | | | | | | | | | | | | | | | | | | | | | | | | | | | | | | | | | | | | | | | | | | | |
| (iii) Quantity of recyclable wastes sold to authorized recyclers after treatment in kg per annum. | : | Red Category (like plastic, glass etc.) | | | | | | | | | | | | | | | | | | | | | | | | | | | | | | | | | | | | | | | | | | | | | | | | |
| (iv) No of vehicles used for collection and transportation of biomedical waste | : | Details Attached | | | | | | | | | | | | | | | | | | | | | | | | | | | | | | | | | | | | | | | | | | | | | | | | |
| (v) Details of incineration ash and ETP sludge generated and disposed during the treatment of wastes in Kg per annum | | <table border="1"> <thead> <tr> <th></th> <th>Quantity generated</th> <th>Where disposed</th> </tr> </thead> <tbody> <tr> <td>Incineration Ash</td> <td></td> <td></td> </tr> <tr> <td>ETP Sludge</td> <td></td> <td></td> </tr> </tbody> </table> | | Quantity generated | Where disposed | Incineration Ash | | | ETP Sludge | | | | | | | | | | | | | | | | | | | | | | | | | | | | | | | | | | | | | | | | | |
| | Quantity generated | Where disposed | | | | | | | | | | | | | | | | | | | | | | | | | | | | | | | | | | | | | | | | | | | | | | | | |
| Incineration Ash | | | | | | | | | | | | | | | | | | | | | | | | | | | | | | | | | | | | | | | | | | | | | | | | | | |
| ETP Sludge | | | | | | | | | | | | | | | | | | | | | | | | | | | | | | | | | | | | | | | | | | | | | | | | | | |
| (vi) Name of the Common Bio- : Medical Waste Treatment Facility Operator through which wastes are disposed of | | MEDICARE ENVIRONMENTAL MANAGEMENT PRIVATE LIMITED, KALYAN NAGAR, BANGALORE-560043 | | | | | | | | | | | | | | | | | | | | | | | | | | | | | | | | | | | | | | | | | | | | | | | | |
| (vii) List of member HCF not handed over bio-medical waste. | | NA | | | | | | | | | | | | | | | | | | | | | | | | | | | | | | | | | | | | | | | | | | | | | | | | |
| 6 Do you have bio-medical waste management committee? If yes, attach minutes of the meetings held during the reporting period | | YES, details attached | | | | | | | | | | | | | | | | | | | | | | | | | | | | | | | | | | | | | | | | | | | | | | | | |
| 7 Details trainings conducted on BMW | | Details Attached | | | | | | | | | | | | | | | | | | | | | | | | | | | | | | | | | | | | | | | | | | | | | | | | |
| (i) Number of trainings conducted on BMW management | | Monthly Training | | | | | | | | | | | | | | | | | | | | | | | | | | | | | | | | | | | | | | | | | | | | | | | | |

| | | | |
|----|-----------------------------------------------------------------------------------------------------------------------------------|---|---------------------------------------------------------------|
| | (ii) number of personnel trained | | Details Attached |
| | (iii) number of personnel trained at the time of induction | | Details Attached |
| | (iv) number of personnel not undergone any training so far | | NIL |
| | (v) whether standard manual for training is available? | | YES |
| | (vi) any other information) | | |
| 8 | Details of the accident occurred during the year | | NIL |
| | (i) Number of Accidents occurred | | NIL |
| | (ii) Number of the persons affected | | NA |
| | (iii) Remedial Action taken (Please attach details if any) | | NA |
| | (iv) Any Fatality occurred, details. | | NA |
| 9. | Are you meeting the standards of air Pollution from the incinerator? How many times in last year could not met the standards? | | NA |
| | Details of Continuous online emission monitoring systems installed | | NA |
| 10 | Liquid waste generated and treatment methods in place. How many times you have not met the standards in a year? | | YES, MET ALWAYS |
| 11 | Is the disinfection method or sterilization meeting the log 4 standards? How many times you have not met the standards in a year? | | — |
| 12 | Any other relevant information | : | (Air Pollution Control Devices attached with the Incinerator) |

Certified that the above report is for the period from JANUARY 2019 - DECEMBER 2019

.....
.....
.....
.....


Name and Signature of the Head of the Institution

Date: 20/06/2020
Place Bangalore

Dr. Thejaswini Parthasarathy
Facility Director
International Hospital Limited
111 & 112, W.O.C. Road,
Opp. Rajaji Nagar 1st Block Junction
Bangalore - 560 086.

FORM I

ACCIDENT REPORTING 2019 (NIL REPORT)

(JAN 2019-DEC 2019)


1. Date and time of accident: NIL
2. Type of Accident: NIL
3. Sequence of events leading to accident: NIL
4. Has the Authority been informed immediately: NIL
5. The type of waste involved in accident: NIL
6. Assessment of the effects of the accidents on human health and the environment: NIL
7. Emergency measures taken: NIL
8. Steps taken to alleviate the effects of accidents: NIL
9. Steps taken to prevent the recurrence of such an accident: NIL
10. Does your facility have an Emergency Control policy? If yes give details: NIL

Date: 20/06/2020

Place: Fortis Hospital

Rajajinagar, Bangalore

Signature:



Designation: Manager- General Administration


M/S FORTIS HOSPITAL LTD (IHL)- RAJAJINAGAR
MONTHWISE BIOMEDICAL WASTE GENERATION DETAILS FOR THE YEAR 2019 IN KG
FOR THE PERIOD FROM 01.01.2019 TO 31.12.2019

| Sl.No. | Month | Red Category | Yellow Category | Blue Category | Sharps |
|--------|----------------------|------------------|------------------|---------------|---------------|
| 1 | JANUARY | 296 | 357 | 87 | 42 |
| 2 | FEBRUARY | 333.5 | 294.5 | 129.5 | 33 |
| 3 | MARCH | 303 | 278.5 | 75.5 | 46 |
| 4 | APRIL | 265 | 234 | 68 | 18 |
| 5 | MAY | 286 | 257 | 70 | 29 |
| 6 | JUNE | 331.5 | 259 | 77 | 30.5 |
| 7 | JULY | 344 | 310 | 89 | 18 |
| 8 | AUGUST | 314 | 353 | 82 | 15 |
| 9 | SEPTEMBER | 312 | 359 | 78 | 34.5 |
| 10 | OCTOBER | 264.5 | 262 | 100.5 | 26 |
| 11 | NOVEMBER | 281.5 | 284.5 | 87 | 14.5 |
| 12 | DECEMBER | 367 | 301.5 | 94.5 | 16 |
| | Total Average | 308.16667 | 295.83333 | 86.5 | 26.875 |

Bio-Medical Waste Report (Date wise) in Kgs for the month of JAN-2019

| Date | Bill no | Red Category | | Yellow Category | | Blue Category | | Sharp Category | |
|--------------|---------|--------------|----------|-----------------|----------|---------------|----------|----------------|----------|
| | | Total Bags | Total Wt | Total Bags | Total Wt | Total Bags | Total Wt | Total Cont | Total Wt |
| 01/01/2019 | 33902 | 3 | 7 | 6 | 10 | 2 | 3 | | |
| 02/01/2019 | 34032 | 5 | 10 | 6 | 12 | 2 | 4 | | |
| 03/01/2019 | 34241 | 6 | 13 | 6 | 17 | | | 1 | 1 |
| 04/01/2019 | 34254 | 3 | 7 | 6 | 13 | 1 | 2 | | |
| 05/01/2019 | 100014 | 5 | 8 | 6 | 14 | | | 2 | 2 |
| 06/01/2019 | 100139 | 4 | 7 | 6 | 14 | 1 | 3 | | |
| 07/01/2019 | 100259 | 5 | 10 | 6 | 16 | | | 3 | 3 |
| 08/01/2019 | 100302 | 5 | 10 | 6 | 16 | | | 2 | 2 |
| 08/01/2019 | 100302 | 3 | 7 | 6 | 14 | 2 | 5 | | |
| 09/01/2019 | 100318 | 3 | 7 | 6 | 13 | 1 | 4 | | |
| 10/01/2019 | 100318 | 3 | 7 | 6 | 13 | 2 | 5 | | |
| 10/01/2019 | 100527 | 2 | 7 | 6 | 13 | 1 | 3 | 2 | 2 |
| 11/01/2019 | 100534 | 6 | 13 | 6 | 11 | | | | |
| 12/01/2019 | 100654 | 2 | 7 | 6 | 12 | 1 | 2 | | |
| 13/01/2019 | 100782 | 2 | 7 | 6 | 12 | 1 | 4 | 3 | 3 |
| 13/01/2019 | 100782 | 6 | 15 | 6 | 12 | 1 | 3 | | |
| 14/01/2019 | 123149 | 5 | 10 | 6 | 12 | 1 | 3 | | |
| 14/01/2019 | 123149 | 5 | 10 | 6 | 12 | 1 | 2 | 1 | 1 |
| 15/01/2019 | 23214 | 3 | 9 | 4 | 11 | 1 | 4 | | |
| 16/01/2019 | 23261 | 4 | 8 | 5 | 11 | 1 | 4 | | |
| 16/01/2019 | 23261 | 4 | 8 | 5 | 11 | 1 | 5 | 2 | 2 |
| 17/01/2019 | 23467 | 6 | 15 | 6 | 11 | 1 | 3 | 2 | 2 |
| 18/01/2019 | 23509 | 3 | 10 | 6 | 12 | 1 | 3 | | |
| 19/01/2019 | 23656 | 3 | 7 | 6 | 11 | | | 5 | 5 |
| 19/01/2019 | 23656 | 3 | 7 | 6 | 11 | | | | |
| 20/01/2019 | 23770 | 4 | 7 | 6 | 9 | 1 | 2 | | |
| 20/01/2019 | 23770 | 4 | 7 | 6 | 9 | 1 | 4 | 2 | 3 |
| 21/01/2019 | 23898 | 5 | 9 | 6 | 11 | 1 | 4 | | |
| 21/01/2019 | 23898 | 5 | 9 | 6 | 11 | 1 | 2 | | |
| 22/01/2019 | 23917 | 6 | 8 | 6 | 13 | 1 | 2 | | |
| 22/01/2019 | 23917 | 6 | 8 | 6 | 13 | | | 2 | 2 |
| 23/01/2019 | 36864 | 6 | 10 | 6 | 13 | | | | |
| 24/01/2019 | 37083 | 6 | 13 | 3 | 7 | 2 | 5 | | |
| 24/01/2019 | 37083 | 6 | 13 | 3 | 7 | 2 | 5 | 3 | 3 |
| 25/01/2019 | 37106 | 6 | 12 | 5 | 7 | 2 | 5 | | |
| 25/01/2019 | 37106 | 6 | 12 | 5 | 7 | 2 | 8 | 4 | 4 |
| 26/01/2019 | 37261 | 6 | 12 | 4 | 9 | 2 | 8 | | |
| 26/01/2019 | 37261 | 6 | 12 | 4 | 9 | 2 | 8 | 4 | 4 |
| 27/01/2019 | 37310 | 5 | 10 | 2 | 7 | | | 1 | 1 |
| 27/01/2019 | 37310 | 5 | 10 | 2 | 7 | | | 1 | 1 |
| 28/01/2019 | 37439 | 5 | 11 | 3 | 8 | | | 2 | 2 |
| 28/01/2019 | 37439 | 5 | 11 | 3 | 8 | | | 2 | 2 |
| 29/01/2019 | 132814 | 2 | 7 | 6 | 11 | 1 | 4 | 3 | 3 |
| 29/01/2019 | 132814 | 2 | 7 | 6 | 11 | 1 | 4 | 3 | 3 |
| 30/01/2019 | 132941 | 6 | 8 | 6 | 12 | | | | |
| 30/01/2019 | 132941 | 6 | 8 | 6 | 12 | | | | |
| 31/01/2019 | 133151 | 6 | 12 | 6 | 11 | 2 | 5 | 1 | 1 |
| 31/01/2019 | 133151 | 6 | 12 | 6 | 11 | 2 | 5 | 1 | 1 |
| Total | | 140 | 296 | 170 | 357 | 31 | 87 | 41 | 42 |

Somesh Kumar



Somesh Kumar
 101/101A/025 - 00 - 18
 101/101A/025 - 00 - 18
 101/101A/025 - 00 - 18

Bio-Medical Waste Report (Date wise) in Kgs for the month of FEB-2019

| Date | Bill no | Red Category | | Yellow Category | | Blue Category | | Sharp Category | |
|--------------|---------|--------------|----------|-----------------|----------|---------------|----------|----------------|----------|
| | | Total Bags | Total Wt | Total Bags | Total Wt | Total Bags | Total Wt | Total Cont | Total Wt |
| 01/02/2019 | 133166 | 6 | 16 | 5 | 11 | 1 | 4 | | |
| 02/02/2019 | 133270 | 6 | 15 | 5 | 11 | 2 | 6 | | |
| 03/02/2019 | 372881 | 5 | 13.5 | 6 | 16.5 | 3 | 17.5 | | |
| 04/02/2019 | 133464 | 6 | 17 | 6 | 21 | 2 | 8 | 4 | 4 |
| 05/02/2019 | 133483 | 6 | 16 | 6 | 12 | 2 | 8 | 4 | 4 |
| 06/02/2019 | 88004 | 6 | 15 | 6 | 13 | 2 | 4 | 5 | 5 |
| 07/02/2019 | 88115 | 6 | 12 | 2 | 8 | 1 | 3 | | |
| 08/02/2019 | 88228 | 5 | 10 | 3 | 7 | 2 | 3 | | |
| 09/02/2019 | 88334 | 5 | 10 | 4 | 7 | 1 | 3 | | |
| 10/02/2019 | 103161 | 6 | 12 | 5 | 10 | 1 | 3 | 2 | 2 |
| 11/02/2019 | 88527 | 6 | 17 | 6 | 14 | 2 | 5 | 3 | 3 |
| 12/02/2019 | 88542 | 5 | 11 | 6 | 16 | 1 | 4 | 3 | 3 |
| 13/02/2019 | 88700 | 4 | 7 | 6 | 6 | 2 | 4 | | |
| 14/02/2019 | 48010 | 6 | 12 | 3 | 7 | 2 | 4 | | |
| 15/02/2019 | 48025 | 5 | 10 | 6 | 13 | 1 | 4 | | |
| 16/02/2019 | 48145 | 6 | 13 | 5 | 10 | 1 | 2 | | |
| 17/02/2019 | 48278 | 3 | 10 | 2 | 7 | | | 2 | 2 |
| 18/02/2019 | 48398 | 6 | 13 | 3 | 10 | 1 | 2 | 1 | 1 |
| 19/02/2019 | 48428 | 5 | 9 | 4 | 6 | 1 | 3 | 4 | 4 |
| 20/02/2019 | 48561 | 5 | 12 | 3 | 10 | 2 | 4 | | |
| 21/02/2019 | 48774 | 4 | 10 | 6 | 10 | 2 | 10 | | |
| 22/02/2019 | 102412 | 6 | 12 | 3 | 7 | 1 | 3 | | |
| 23/02/2019 | 102518 | 6 | 15 | 5 | 11 | 1 | 3 | | |
| 24/02/2019 | 102639 | 3 | 8 | 6 | 13 | 2 | 6 | | |
| 25/02/2019 | 102759 | 4 | 10 | 6 | 10 | 2 | 5 | 2 | 2 |
| 26/02/2019 | 102780 | 6 | 12 | 6 | 13 | 2 | 4 | 1 | 1 |
| 27/02/2019 | 102903 | 5 | 10 | 4 | 7 | 1 | 3 | 2 | 2 |
| 28/02/2019 | 103093 | 4 | 6 | 3 | 8 | 2 | 4 | | |
| Total | | 146 | 333.5 | 131 | 294.5 | 43 | 129.5 | 33 | 33 |

Somashekhar

Bio-Medical Waste Report (Date wise) in Kgs for the month of MARCH-2019

| Date | Bill no | Red Category | | Yellow Category | | Blue Category | | Sharp Category | |
|--------------|---------|--------------|----------|-----------------|----------|---------------|----------|----------------|----------|
| | | Total Bags | Total Wt | Total Bags | Total Wt | Total Bags | Total Wt | Total Cont | Total Wt |
| 01/03/2019 | 291212 | 6 | 12 | 6 | 8 | 1 | 3 | | |
| 02/03/2019 | 291330 | 6 | 8 | 4 | 11 | 1 | 3 | 2 | 2 |
| 03/03/2019 | 291446 | 6 | 13 | 6 | 11 | 1 | 3 | 1 | 1 |
| 04/03/2019 | 291509 | 6 | 4 | 5 | 7 | 2 | 4 | 1 | 1 |
| 05/03/2019 | 208030 | 5 | 10 | 2 | 5 | 1 | 2 | 4 | 4 |
| 06/03/2019 | 208154 | 6 | 13 | 4 | 7 | | | | |
| 07/03/2019 | 208371 | 4 | 10 | 6 | 9 | 1 | 2 | 1 | 1 |
| 08/03/2019 | 208384 | 4 | 9 | 3 | 7 | 1 | 3 | 2 | 2 |
| 09/03/2019 | 208495 | 2 | 7 | 4 | 10 | | | 1 | 1 |
| 10/03/2019 | 208612 | 6 | 12 | 4 | 9 | 2 | 5 | 3 | 3 |
| 11/03/2019 | 208731 | 3 | 7 | 5 | 10 | 1 | 3 | | |
| 12/03/2019 | 291623 | 4 | 11 | 3 | 7 | | | 1 | 1 |
| 13/03/2019 | 291834 | 5 | 10 | 2 | 5 | 1 | 2 | | |
| 14/03/2019 | 291943 | 6 | 13 | 5 | 10 | | | 1 | 1 |
| 15/03/2019 | 166413 | 5 | 11 | 4 | 7 | | | 2 | 2 |
| 16/03/2019 | 166518 | 4 | 8 | 4 | 10 | 1 | 3 | | |
| 17/03/2019 | 166636 | 2 | 7 | 5 | 10 | 2 | 3.5 | 2 | 2 |
| 18/03/2019 | 166755 | 3 | 5 | 4 | 10 | | | 2 | 1 |
| 19/03/2019 | 166768 | 4 | 8 | 6 | 11 | 1 | 4 | 1 | 1 |
| 20/03/2019 | 166894 | 4 | 6 | 3 | 7 | 1 | 3 | | |
| 21/03/2019 | 167098 | 6 | 10 | 6 | 12 | 2 | 2 | 1 | 1 |
| 22/03/2019 | 225613 | 5 | 11 | 3 | 7 | 1 | 3 | 2 | 2 |
| 23/03/2019 | 225721 | 6 | 14 | 6 | 16 | | | 1 | 1 |
| 24/03/2019 | 225834 | 6 | 5 | 8 | 7 | 1 | 4 | 3 | 3 |
| 25/03/2019 | 225950 | 6 | 14 | 6 | 13 | | | 7 | 7 |
| 26/03/2019 | 225975 | 6 | 12 | 6 | 10 | 5 | 10 | 5 | 5 |
| 27/03/2019 | 226094 | 6 | 13 | 3 | 6 | 1 | 3 | | |
| 28/03/2019 | 231303 | 4 | 8 | 6 | 15 | | | | |
| 29/03/2019 | 231317 | 6 | 12 | 5 | 9 | 2 | 4 | 2 | 2 |
| 30/03/2019 | 231422 | 5 | 10 | 3 | 7.5 | 1 | 3 | | |
| 31/03/2019 | 231535 | 5 | 10 | 2 | 5 | 1 | 3 | 2 | 2 |
| Total | | 152 | 303 | 139 | 278.5 | 31 | 75.5 | 47 | 46 |

Somathar. C

Bio-Medical Waste Report (Date wise) in Kgs for the month of May-2019

| Date | Bill no | Red Category | | Yellow Category | | Blue Category | | Sharp Category | |
|--------------|---------|--------------|----------|-----------------|----------|---------------|----------|----------------|----------|
| | | Total Bags | Total Wt | Total Bags | Total Wt | Total Bags | Total Wt | Total Cont | Total Wt |
| 01/05/2019 | 194300 | 5 | 11 | 4 | 7 | 1 | 2 | | |
| 02/05/2019 | 281675 | 6 | 14 | 6 | 10 | 1 | 2 | 1 | 1 |
| 03/05/2019 | 281689 | 6 | 13 | 4 | 8 | 2 | 4 | 1 | 1 |
| 04/05/2019 | 281794 | 3 | 7 | 2 | 5 | | | 1 | 1 |
| 05/05/2019 | 281908 | 3 | 9 | 2 | 5 | 2 | 4 | | |
| 06/05/2019 | 282026 | 6 | 8 | 6 | 6 | 2 | 3 | | |
| 07/05/2019 | 282049 | 6 | 13 | 6 | 10 | 3 | 5 | 2 | 2 |
| 08/05/2019 | 282111 | 3 | 7 | 6 | 10 | 2 | 2 | 1 | 1 |
| 09/05/2019 | 282302 | 5 | 8 | 6 | 13 | 3 | 5 | 2 | 2 |
| 10/05/2019 | 243219 | 6 | 10 | 6 | 8 | 1 | 2 | 1 | 1 |
| 11/05/2019 | 243326 | 6 | 7 | 6 | 9 | 1 | 2 | | |
| 12/05/2019 | 243438 | 6 | 13 | 6 | 10 | 2 | 2 | 1 | 1 |
| 13/05/2019 | 243555 | 5 | 4 | 6 | 6 | 1 | 2 | | |
| 14/05/2019 | 243576 | 6 | 11 | 5 | 4 | 1 | 2 | 1 | 1 |
| 15/05/2019 | 243702 | 3 | 7 | 3 | 9 | 1 | 2 | 1 | 1 |
| 16/05/2019 | 255299 | 5 | 11 | 6 | 9 | | | 2 | 2 |
| 17/05/2019 | 243828 | 4 | 6 | 4 | 9 | 1 | 2 | 1 | 1 |
| 18/05/2019 | 255334 | 6 | 9 | 5 | 7 | 1 | 2 | 1 | 1 |
| 19/05/2019 | 255446 | 3 | 7 | 5 | 11 | | | 2 | 2 |
| 20/05/2019 | 261665 | 5 | 9 | 2 | 5 | 1 | 2 | 1 | 1 |
| 21/05/2019 | 172815 | 5 | 9 | 3 | 7 | 2 | 3 | 1 | 1 |
| 22/05/2019 | 172937 | 5 | 10 | 6 | 13 | 2 | 5 | | |
| 23/05/2019 | 173131 | 3 | 8 | 5 | 11 | 1 | 2 | 1 | |
| 24/05/2019 | 173146 | 5 | 10 | 2 | 6 | 1 | 2 | 1 | 1 |
| 25/05/2019 | 173254 | 3 | 9 | 3 | 7 | 1 | 2 | | |
| 26/05/2019 | 173367 | 4 | 9 | 5 | 11 | | | 3 | 3 |
| 27/05/2019 | 173417 | 5 | 11 | 5 | 9 | 1 | 2 | 1 | 1 |
| 28/05/2019 | 212815 | 5 | 10 | 3 | 7 | 2 | 4 | 2 | 2 |
| 29/05/2019 | 212935 | 4 | 9 | 3 | 7 | | | 1 | 1 |
| 30/05/2019 | 213125 | 5 | 10 | 3 | 6 | 2 | 3 | | |
| 31/05/2019 | 213140 | 3 | 7 | 6 | 12 | 1 | 2 | 1 | 1 |
| Total | | 145 | 286 | 140 | 257 | 39 | 70 | 30 | 29 |

Sanas Kumar

Bio-Medical Waste Report (Date wise) in Kgs for the month of JUNE-2019

| Date | Bill no | Red Category | | Yellow Category | | Blue Category | | Sharp Category | |
|--------------|---------|--------------|----------|-----------------|----------|---------------|----------|----------------|---------|
| | | Total Bags | Total Wt | Total Bags | Total Wt | Total Bags | Total Wt | Total Cont | Total V |
| 01/06/2019 | 213263 | 5 | 10 | 3 | 6 | | | 1 | 1 |
| 02/06/2019 | 213401 | 3 | 7 | 6 | 12 | 2 | 2 | 1 | 1 |
| 03/06/2019 | 286386 | 4 | 9 | 3 | 7 | 1 | 2 | | |
| 04/06/2019 | 301737 | 5 | 11 | 4 | 8 | 2 | 4 | | |
| 05/06/2019 | 301865 | 5 | 7 | 6 | 9 | 1 | 3 | | |
| 06/06/2019 | 302051 | 6 | 9 | 5 | 7 | 1 | 2 | | |
| 07/06/2019 | 302068 | 6 | 12 | 5 | 9 | 1 | 3 | 1 | 1 |
| 08/06/2019 | 302175 | 4 | 9 | 6 | 12 | 2 | 6 | | |
| 09/06/2019 | 302284 | 6 | 13 | 5 | 10 | 1 | 2 | 1 | 1 |
| 10/06/2019 | 302403 | 6 | 12 | 3 | 4 | 1 | 3 | | |
| 11/06/2019 | 218415 | 6 | 12 | 5 | 8 | 1 | 3 | | |
| 12/06/2019 | 218534 | 5 | 9 | 4 | 12 | 1 | 2 | 2 | 2 |
| 13/06/2019 | 218729 | 6 | 13 | 5 | 9 | 2 | 6 | 1 | 1 |
| 14/06/2019 | 218744 | 5 | 10 | 3 | 7 | 1 | 2 | | |
| 15/06/2019 | 218851 | 6 | 13 | 4 | 8 | 1 | 3 | 3 | 3 |
| 16/06/2019 | 218975 | 5 | 10 | 4 | 7 | 1 | 2 | | |
| 17/05/2019 | 216118 | 4 | 9 | 5 | 10 | 1 | 2 | | |
| 18/06/2019 | 216138 | 6 | 13 | 4 | 7 | | | 2 | 2 |
| 19/06/2019 | 216286 | 6 | 12 | 4 | 8 | 2 | 5 | 3 | 3 |
| 20/06/2019 | 216360 | 4 | 9 | 5 | 11 | | | 1 | 1 |
| 21/06/2019 | 216492 | 6 | 13 | 3 | 6 | 2 | 3 | 1 | 1 |
| 22/06/2019 | 216510 | 6 | 13.5 | 4 | 10 | 2 | 3 | 1 | 1 |
| 23/06/2019 | 216631 | 6 | 12 | 3 | 9 | 2 | 4 | | |
| 24/06/2019 | 216748 | 6 | 14 | 3 | 9 | 1 | 2 | 2 | 2 |
| 25/06/2019 | 216768 | 5 | 10 | 3 | 7 | 1 | 2 | | |
| 26/06/2019 | 256894 | 5 | 11 | 3 | 7 | | | 1 | 1 |
| 27/06/2019 | 257088 | 6 | 15 | 4 | 12 | 2 | 4 | 2 | 2 |
| 28/06/2019 | 257109 | 6 | 12 | 5 | 11 | 2 | 3 | 2 | 2.5 |
| 29/06/2019 | 257222 | 5 | 10 | 3 | 7 | | | 4 | 4 |
| 30/06/2019 | 257327 | 6 | 12 | 5 | 10 | 2 | 4 | 1 | 1 |
| Total | | 160 | 331.5 | 125 | 259 | 36 | 77 | 30 | 30.5 |

Somashekar

Bio-Medical Waste Report (Date wise) in Kgs for the month of JULY-2019

| Date | Bill no | Red Category | | Yellow Category | | Blue Category | | Sharp Category | |
|--------------|---------|--------------|----------|-----------------|----------|---------------|----------|----------------|----------|
| | | Total Bags | Total Wt | Total Bags | Total Wt | Total Bags | Total Wt | Total Cont | Total Wt |
| 01/07/2019 | 257451 | 5 | 10 | 5 | 7 | 1 | 2 | 2 | 2 |
| 02/07/2019 | 257467 | 4 | 9 | 5 | 8 | 1 | 2 | | |
| 03/07/2019 | 352014 | 5 | 13 | 5 | 11 | 1 | 3 | | |
| 04/07/2019 | 353611 | 6 | 13 | 3 | 7 | | | 1 | 1 |
| 05/07/2019 | 353721 | 3 | 7 | 5 | 11 | 2 | 4 | 1 | 1 |
| 06/07/2019 | 353835 | 6 | 13 | 5 | 9 | | | 2 | 2 |
| 07/07/2019 | 353940 | 3 | 7 | 6 | 14 | 2 | 4 | 1 | 1 |
| 08/07/2019 | 354059 | 8 | 5 | 7 | 4 | 1 | 2 | 1 | 1 |
| 09/07/2019 | 354079 | 4 | 8 | 6 | 9 | 1 | 2 | | |
| 10/07/2019 | 354256 | 6 | 15 | 6 | 12 | 1 | 3 | | |
| 11/07/2019 | 354366 | 6 | 14 | 4 | 9 | 1 | 3 | 1 | 1 |
| 12/07/2019 | 354380 | 5 | 10 | 3 | 6 | | | | |
| 13/07/2019 | 466568 | 6 | 15 | 6 | 13 | 2 | 4 | | |
| 14/07/2019 | 466611 | 6 | 13 | 5 | 8 | 2 | 4 | | |
| 15/07/2019 | 466732 | 6 | 9 | 6 | 11 | 2 | 5 | 1 | 1 |
| 16/07/2019 | 466751 | 5 | 11 | 4 | 7 | 2 | 4 | | |
| 17/07/2019 | 466954 | 6 | 9 | 6 | 12 | 1 | 2 | | |
| 18/07/2019 | 467055 | 6 | 14 | 5 | 10 | 1 | 3 | 1 | 1 |
| 19/07/2019 | 352352 | 6 | 9 | 6 | 11 | 1 | 2 | | |
| 20/07/2019 | 352466 | 6 | 15 | 4 | 10 | 1 | 3 | | |
| 21/07/2019 | 352572 | 4 | 10 | 6 | 14 | 2 | 5 | | |
| 22/07/2019 | 352695 | 5 | 13 | 4 | 11 | 1 | 2 | | |
| 23/07/2019 | 352711 | 6 | 14 | 5 | 11 | 2 | 5 | | |
| 24/07/2019 | 415239 | 6 | 12 | 4 | 9 | | | 4 | 4 |
| 25/07/2019 | 415425 | 6 | 9 | 3 | 7 | 1 | 4 | 2 | 2 |
| 26/07/2019 | 415449 | 4 | 9 | 6 | 13 | 1 | 2 | | |
| 27/07/2019 | 415563 | 6 | 14 | 5 | 10 | 2 | 3 | | |
| 28/07/2019 | 415668 | 4 | 10 | 4 | 11 | 2 | 4 | 1 | 1 |
| 29/07/2019 | 389722 | 6 | 12 | 2 | 6 | 1 | 3 | | |
| 30/07/2019 | 389736 | 4 | 10 | 6 | 14 | 1 | 3 | | |
| 31/07/2019 | 389868 | 6 | 12 | 6 | 15 | 2 | 6 | | |
| Total | | 165 | 344 | 153 | 310 | 38 | 89 | 18 | 18 |

Suresh

Bio-Medical Waste Report (Date wise) in Kgs for the month of AUG-2019

| Date | Bill no | Red Category | | Yellow Category | | Blue Category | | Sharp Category | |
|--------------|---------|--------------|----------|-----------------|----------|---------------|----------|----------------|----------|
| | | Total Bags | Total Wt | Total Bags | Total Wt | Total Bags | Total Wt | Total Cont | Total Wt |
| 01/08/2019 | 390056 | 4 | 8 | 5 | 11 | 2 | 4 | | |
| 02/08/2019 | 390079 | 4 | 8 | 6 | 7 | 1 | 2 | | |
| 03/08/2019 | 390190 | 6 | 9 | 4 | 7 | 2 | 5 | 1 | 1 |
| 04/08/2019 | 390290 | 4 | 8 | 6 | 6 | 2 | 2 | | |
| 05/08/2019 | 415808 | 4 | 10 | 6 | 14 | | | | |
| 06/08/2019 | 416015 | 6 | 12 | 6 | 14 | | | | |
| 07/08/2019 | 416108 | 6 | 15 | 5 | 10 | 2 | 4 | | |
| 08/08/2019 | 416201 | 4 | 9 | 6 | 12 | 2 | 2 | 1 | 1 |
| 09/08/2019 | 416302 | 6 | 15 | 5 | 11 | | | | |
| 10/08/2019 | 416423 | 3 | 9 | 6 | 14 | 1 | 3 | | |
| 11/08/2019 | 416529 | 5 | 10 | 6 | 13 | 2 | 4 | | |
| 12/08/2019 | 416653 | 6 | 15 | 6 | 12 | 1 | 3 | | |
| 13/08/2019 | 416670 | 4 | 10 | 3 | 7 | 1 | 2 | 1 | 1 |
| 14/08/2019 | 416790 | 4 | 2 | 5 | 10 | 2 | 5 | | |
| 15/08/2019 | 329742 | 5 | 10 | 6 | 14 | 1 | 3 | 1 | 1 |
| 16/08/2019 | 329768 | 5 | 10 | 6 | 13 | | | 1 | 1 |
| 17/08/2019 | 329904 | 5 | 10 | 5 | 11 | 1 | 3 | | |
| 18/08/2019 | 329952 | 4 | 8 | 5 | 10 | | | 2 | 2 |
| 19/08/2019 | 330081 | 5 | 11 | 6 | 15 | 2 | 4 | | |
| 20/08/2019 | 330099 | 5 | 10 | 4 | 8 | 1 | 2 | | |
| 21/08/2019 | 330227 | 4 | 9 | 6 | 15 | 2 | 4 | 2 | 2 |
| 22/08/2019 | 331199 | 5 | 10 | 4 | 8 | | | | |
| 23/08/2019 | 330471 | 6 | 13 | 5 | 10 | 1 | 2 | | |
| 24/08/2019 | 330591 | 3 | 7 | 6 | 12 | 2 | 5 | 1 | 1 |
| 25/08/2019 | 330708 | 6 | 13 | 6 | 17 | 3 | 6 | | |
| 26/08/2019 | 330753 | 4 | 8 | 5 | 11 | 1 | 2 | 1 | 1 |
| 27/08/2019 | 330854 | 5 | 10 | 6 | 14 | 1 | 3 | | |
| 28/08/2019 | 330989 | 4 | 9 | 6 | 15 | 1 | 2 | 3 | 3 |
| 29/08/2019 | 331181 | 6 | 12 | 3 | 8 | 2 | 4 | | |
| 30/08/2019 | 379215 | 6 | 15 | 6 | 13 | 2 | 4 | | |
| 31/08/2019 | 379316 | 4 | 9 | 5 | 11 | 1 | 2 | 1 | 1 |
| Total | | 148 | 314 | 165 | 353 | 39 | 82 | 15 | 15 |

Sourashree



Bio-Medical Waste Report (Date wise) in Kgs for the month of SEP-2019

| Date | Bill no | Red Category | | Yellow Category | | Blue Category | | Sharp Category | |
|--------------|---------|--------------|----------|-----------------|----------|---------------|----------|----------------|----------|
| | | Total Bags | Total Wt | Total Bags | Total Wt | Total Bags | Total Wt | Total Cont | Total Wt |
| 01/09/2019 | 379436 | 6 | 14 | 5 | 11 | 1 | 3 | | |
| 02/09/2019 | 379448 | 3 | 5 | 3 | 6 | 1 | 2 | | |
| 03/09/2019 | 379504 | 4 | 7 | 4 | 9 | 1 | 2 | | |
| 04/09/2019 | 379633 | 5 | 10 | 6 | 14 | 2 | 5 | | |
| 05/09/2019 | 379826 | 6 | 13 | 5 | 14 | 1 | 2 | 2 | 2 |
| 06/09/2019 | 379849 | 5 | 11 | 4 | 9 | 1 | 2 | | |
| 07/09/2019 | 379966 | 5 | 13 | 6 | 15 | 2 | 4 | | |
| 08/09/2019 | 324076 | 6 | 16 | 4 | 10 | 2 | 4 | 2 | 2 |
| 09/09/2019 | 324200 | 4 | 8 | 5 | 10 | | | 1 | 1 |
| 10/09/2019 | 324219 | 6 | 13 | 4 | 8 | 1 | 2 | | |
| 11/09/2019 | 324348 | 6 | 12 | 5 | 10 | 2 | 4 | 1 | 1 |
| 12/09/2019 | 324444 | 3 | 7 | 5 | 11 | 1 | 2 | 4 | 4 |
| 13/09/2019 | 324503 | 5 | 11 | 5 | 9 | 2 | 4 | | |
| 14/09/2019 | 324632 | 6 | 14 | 5 | 10 | 1 | 3 | 1 | 1 |
| 15/09/2019 | 324740 | 6 | 12 | 6 | 16 | 2 | 4 | 3 | 3 |
| 16/09/2019 | 110466 | 4 | 9 | 5 | 11 | | | | |
| 17/09/2019 | 110479 | 5 | 7 | 5 | 8 | | | 4 | 4 |
| 18/09/2019 | 110588 | 5 | 10 | 6 | 14 | | | 1 | 1 |
| 19/09/2019 | 110787 | 5 | 11 | 3 | 7 | 1 | 2 | | |
| 20/09/2019 | 110801 | 6 | 14 | 4 | 8 | 1 | 3 | 1 | 1 |
| 21/09/2019 | 110904 | 5 | 9 | 6 | 12 | 2 | 4 | | |
| 22/09/2019 | 111023 | 6 | 14 | 5 | 10 | 1 | 3 | 1 | 1 |
| 23/09/2019 | 389600 | 4 | 8 | 6 | 13 | | | 2 | 2 |
| 24/09/2019 | 111166 | 4 | 9 | 5 | 7 | 2 | 4 | | |
| 25/09/2019 | 324890 | 5 | 9 | 5 | 7 | 5 | 5 | 2 | 2.5 |
| 26/09/2019 | 389372 | 5 | 8 | 5 | 11 | 2 | 5 | 6 | 6 |
| 27/09/2019 | 389476 | 5 | 12 | 5 | 7 | | | | |
| 28/09/2019 | 362470 | 5 | 9 | 4 | 7 | 1 | 2 | 3 | 3 |
| 29/09/2019 | 362565 | 3 | 5 | 2 | 3 | 1 | 2 | | |
| 30/09/2019 | 103000 | 5 | 12 | 3 | 8 | 2 | 5 | | |
| Total | | 148 | 312 | 141 | 359 | 38 | 78 | 34 | 34.5 |

Somashekhar

Bio-Medical Waste Report (Date wise) in Kgs for the month of OCT-2019

| Date | Bill no | Red Category | | Yellow Category | | Blue Category | | Sharp Category | |
|--------------|---------|--------------|----------|-----------------|----------|---------------|----------|----------------|----------|
| | | Total Bags | Total Wt | Total Bags | Total Wt | Total Bags | Total Wt | Total Cont | Total Wt |
| 01/10/2019 | 362730 | 3 | 7 | 5 | 11 | 1 | 3 | 1 | 1 |
| 02/10/2019 | 362862 | 4 | 9 | 4 | 6 | 2 | 3 | 4 | 3 |
| 03/10/2019 | 362969 | 6 | 11 | 5 | 8 | 1 | 2 | | |
| 04/10/2019 | 363071 | 4 | 8 | 3 | 6 | 1 | 3 | | |
| 05/10/2019 | 400813 | 6 | 12 | 4 | 8 | 2 | 4 | 2 | 2 |
| 06/10/2019 | 400932 | 2 | 5 | 3 | 6 | 2 | 4 | | |
| 07/10/2019 | 102999 | 6 | 12 | 5 | 10 | 1 | 3 | 1 | 1 |
| 08/10/2019 | 400944 | 6 | 14 | 6 | 16 | 3 | 6 | | |
| 09/10/2019 | 401007 | 3 | 6 | 2 | 5 | 2 | 6 | | |
| 10/10/2019 | 401118 | 5 | 11 | 4 | 8 | 2 | 4 | 2 | 2 |
| 11/10/2019 | 401224 | 5 | 9 | 3 | 6 | | | | |
| 12/10/2019 | 401340 | 3 | 7 | 4 | 9 | 1 | 3 | | |
| 13/10/2019 | 401460 | 5 | 10 | 3 | 7 | 1 | 3 | 1 | 1 |
| 14/10/2019 | 176982 | 4 | 10 | 4 | 8 | 2 | 4 | | |
| 15/10/2019 | 177096 | 6 | 8 | 4 | 10 | 1 | 3 | 2 | 1 |
| 16/10/2019 | 177210 | 3 | 6 | 5 | 11 | 2 | 7 | | |
| 17/10/2019 | 177330 | 6 | 5 | 6 | 12 | | | 1 | 1 |
| 18/10/2019 | 438008 | | | 2 | 3 | 3 | 10 | 2 | 2 |
| 19/10/2019 | 177523 | 6 | 6 | 6 | 6 | | | | |
| 20/10/2019 | 365611 | 3 | 7 | 4 | 9 | | | 2 | 2 |
| 21/10/2019 | 365653 | 6 | 11 | 4 | 9 | 2 | 4 | | |
| 22/10/2019 | 365781 | 6 | 8 | 6 | 8 | 1 | 3 | | |
| 23/10/2019 | 365903 | 6 | 6.5 | 6 | 13 | 3 | 7 | 1 | 2 |
| 24/10/2019 | 420812 | 5 | 10 | 3 | 6 | | | | |
| 25/10/2019 | 420914 | 6 | 11 | 6 | 7 | | | 3 | 3 |
| 26/10/2019 | 366053 | 6 | 12 | 4 | 8 | | | | |
| 27/10/2019 | 366141 | 5 | 8 | 4 | 9 | 2 | 2 | | |
| 28/10/2019 | 366188 | 6 | 7 | 6 | 8 | 6 | 5.5 | 5 | 3 |
| 29/10/2019 | 421042 | 6 | 9 | 6 | 13 | 6 | 8 | | |
| 30/10/2019 | 421138 | 6 | 11 | 6 | 9 | | | | |
| 31/10/2019 | 421259 | 5 | 8 | 6 | 7 | 1 | 3 | 4 | 2 |
| Total | | 149 | 264.5 | 139 | 262 | 48 | 100.5 | 31 | 26 |

Sanashaker

Bio-Medical Waste Report (Date wise) in Kgs for the month of NOV-2019

| Date | Bill no | Red Category | | Yellow Category | | Blue Category | | Sharp Category | |
|--------------|---------|--------------|----------|-----------------|----------|---------------|----------|----------------|----------|
| | | Total Bags | Total Wt | Total Bags | Total Wt | Total Bags | Total Wt | Total Cont | Total Wt |
| 01/11/2019 | 421370 | 6 | 10 | 6 | 8.5 | 2 | 2.5 | | |
| 02/11/2019 | 421491 | 6 | 9 | 6 | 12 | 2 | 4 | | |
| 03/11/2019 | 421577 | 6 | 8 | 4 | 9 | | | | |
| 04/11/2019 | 460950 | 6 | 11 | 6 | 8 | 5 | 12 | 4 | 2 |
| 05/11/2019 | 421597 | 4 | 7 | 6 | 11 | | | | |
| 06/11/2019 | 461083 | 6 | 11 | 6 | 14 | | | | |
| 07/11/2019 | 461198 | 3 | 4 | 5 | 6 | | | | |
| 08/11/2019 | 425613 | 6 | 10 | 6 | 14 | 2 | 5 | | |
| 09/11/2019 | 425729 | 6 | 13 | 6 | 5 | 4 | 6.5 | 2 | 1 |
| 10/11/2019 | 425816 | 6 | 10 | 5 | 6 | | | 3 | 3 |
| 11/11/2019 | 425873 | 6 | 13 | 7 | 8 | | | | |
| 12/11/2019 | 557598 | 4 | 3 | 5 | 6 | | | 1 | 1 |
| 13/11/2019 | 426081 | 6 | 11 | 6 | 12 | 3 | 8 | 4 | 4 |
| 14/11/2019 | 426198 | 6 | 11 | 6 | 17 | 2 | 3 | 1 | 0.5 |
| 15/11/2019 | 426312 | 6 | 9 | 6 | 12 | 1 | 2 | | |
| 16/11/2019 | 556812 | 6 | 8 | 5 | 4 | | | | |
| 17/11/2019 | 556906 | 9 | 12 | 6 | 10 | | | | |
| 18/11/2019 | 556957 | 3 | 6 | 4 | 8 | | | | |
| 19/11/2019 | 557074 | 5 | 6 | 7 | 10 | 1 | 4 | 2 | 1 |
| 20/11/2019 | 557335 | 6 | 11 | 6 | 9 | | | | |
| 21/11/2019 | 557210 | 6 | 10 | 6 | 10 | 1 | 3 | | |
| 22/11/2019 | 557429 | 6 | 11 | 6 | 8 | | | | |
| 23/11/2019 | 557548 | 6 | 8 | 6 | 12 | 5 | 10 | 4 | 2 |
| 24/11/2019 | 597653 | 6 | 10 | 6 | 9 | 2 | 4 | | |
| 25/11/2019 | 597690 | 6 | 9.5 | 6 | 9 | 2 | 5 | | |
| 26/11/2019 | 597821 | 6 | 15 | 6 | 10 | 4 | 12 | | |
| 27/11/2019 | 597940 | 6 | 10 | 6 | 8 | 1 | 3 | | |
| 28/11/2019 | 598056 | 5 | 5 | 6 | 8 | 1 | 3 | | |
| 29/11/2019 | 598161 | 5 | 8 | 6 | 11 | | | | |
| 30/11/2019 | 598278 | 6 | 12 | 6 | 10 | | | | |
| Total | | 170 | 281.5 | 174 | 284.5 | 38 | 87 | 21 | 14.5 |

Somashekhar

| Fortis Hospital, Rajajinagar | | | | | | | | | | | |
|---------------------------------------|-------------|-------------|--------------|------------|------------|---------------------------------|-------------|-----------|-----------|------------|------------|
| Hospital-Fortis Hospital, Rajajinagar | | | | | | Period: 01-12-2019 : 31-12-2019 | | | | | |
| Sl No. | Date | Yellow Bags | | Red Bags | | Blue Mark Box | | Whites | | Total | |
| | | Count | Weight | Count | Weight | Count | Weight | Count | Weight | Count | Weight |
| 1 | 01 Dec 2019 | 6 | 8 | 6 | 13 | 1 | 2 | 0 | 0 | 13 | 23 |
| 2 | 02 Dec 2019 | 5 | 8 | 4 | 8 | 2 | 4 | 0 | 0 | 11 | 20 |
| 3 | 03 Dec 2019 | 6 | 11 | 6 | 12 | 2 | 4 | 0 | 0 | 14 | 27 |
| 4 | 04 Dec 2019 | 6 | 9 | 6 | 12 | 0 | 0 | 0 | 0 | 12 | 21 |
| 5 | 05 Dec 2019 | 6 | 10 | 6 | 18 | 0 | 0 | 0 | 0 | 12 | 28 |
| 6 | 06 Dec 2019 | 6 | 15 | 6 | 18 | 4 | 20 | 0 | 0 | 16 | 53 |
| 7 | 07 Dec 2019 | 6 | 8 | 5 | 7 | 0 | 0 | 0 | 0 | 11 | 15 |
| 8 | 08 Dec 2019 | 4 | 3 | 4 | 4.50 | 4 | 6 | 6 | 4 | 18 | 17.50 |
| 9 | 09 Dec 2019 | 6 | 5 | 6 | 13 | 2 | 5 | 3 | 2 | 17 | 25 |
| 10 | 10 Dec 2019 | 5 | 11 | 6 | 9 | 2 | 4 | 0 | 0 | 13 | 24 |
| 11 | 11 Dec 2019 | 6 | 12 | 6 | 10 | 1 | 2 | 0 | 0 | 13 | 24 |
| 12 | 12 Dec 2019 | 6 | 17 | 6 | 8 | 3 | 5 | 4 | 2 | 19 | 32 |
| 13 | 13 Dec 2019 | 6 | 10 | 6 | 13 | 0 | 0 | 0 | 0 | 12 | 23 |
| 14 | 14 Dec 2019 | 6 | 5 | 6 | 14 | 1 | 3 | 0 | 0 | 13 | 22 |
| 15 | 15 Dec 2019 | 6 | 10 | 6 | 13 | 0 | 0 | 1 | 2 | 13 | 25 |
| 16 | 16 Dec 2019 | 6 | 10 | 6 | 12 | 1 | 3 | 0 | 0 | 13 | 25 |
| 17 | 17 Dec 2019 | 6 | 6 | 6 | 9 | 2 | 7 | 0 | 0 | 14 | 22 |
| 18 | 18 Dec 2019 | 6 | 10 | 6 | 15 | 1 | 4 | 0 | 0 | 13 | 29 |
| 19 | 19 Dec 2019 | 6 | 17.50 | 6 | 7.50 | 0 | 0 | 0 | 0 | 12 | 25 |
| 20 | 20 Dec 2019 | 6 | 9 | 6 | 11 | 0 | 0 | 0 | 0 | 12 | 20 |
| 21 | 21 Dec 2019 | 6 | 8 | 6 | 7 | 2 | 5 | 0 | 0 | 14 | 20 |
| 22 | 22 Dec 2019 | 6 | 13 | 6 | 24 | 1 | 3 | 7 | 5 | 20 | 45 |
| 23 | 23 Dec 2019 | 6 | 11 | 6 | 10 | 2 | 5 | 0 | 0 | 14 | 26 |
| 24 | 24 Dec 2019 | 3 | 8 | 5 | 15 | 0 | 0 | 0 | 0 | 8 | 23 |
| 25 | 25 Dec 2019 | 5 | 12 | 4 | 10 | 1 | 2.50 | 2 | 1 | 12 | 25.50 |
| 26 | 26 Dec 2019 | 6 | 9 | 6 | 12 | 1 | 2 | 0 | 0 | 13 | 23 |
| 27 | 27 Dec 2019 | 8 | 10 | 6 | 13 | 0 | 0 | 0 | 0 | 14 | 23 |
| 28 | 28 Dec 2019 | 6 | 11 | 6 | 10 | 2 | 4 | 0 | 0 | 14 | 25 |
| 29 | 29 Dec 2019 | 5 | 8 | 6 | 13 | 0 | 0 | 0 | 0 | 11 | 21 |
| 30 | 30 Dec 2019 | 6 | 8 | 6 | 13 | 0 | 0 | 0 | 0 | 12 | 21 |
| 31 | 31 Dec 2019 | 4 | 9 | 5 | 13 | 2 | 4 | 0 | 0 | 11 | 26 |
| Total | | 177 | 301.5 | 177 | 367 | 37 | 94.5 | 23 | 16 | 414 | 779 |

Sonal Kumar C